




<p>April WEEK 1 Home Learning</p>	<p>As the weather warms and our days are longer, it's an ideal time to teach children about seasons, what they are, how they change and what we can see around us to tell us the seasons are altering.</p>
<p>Monday</p> <p>Phonics day</p> <p>Learning letters and their sounds How to teach these sounds in reading and writing</p> <p>m a s d t n i</p>	<p>Use these letters we have already focused on. If your child would like to learn more, by all means show them, especially if they are letters in their name.</p> <ul style="list-style-type: none"> • Show your child the letter written on paper and ask them to say it • Show them it really quickly, can they still name it • Show them only a part of the letter, can they guess what it is • You say the letter, they write it down, check the formation is correct • Put a small amount of sand or glitter on a plate or empty food tray. Can your child write the letter with their finger in the sand? Hold a paintbrush and form the letter in glitter  
<p>Tuesday</p> <p>Story Day</p> <p>Tuning in and listening carefully to stories. Asking and answering questions. Enjoying sharing books and looking at print and pictures</p>	<p>https://www.youtube.com/watch?v=31VDPrq6hyo This story is called And Then It's Spring by Julie Fogliano. It's a brilliant story that shows how one season rolls into another.</p> <p>https://www.youtube.com/watch?v=Q_kNU3XpMew This one is called When Spring Comes by Kevin Henkes. This one shows what to expect in the Spring time.</p> <p>https://www.youtube.com/watch?v=_SINtuFOqik This is a short easy to learn song about Spring. Can you draw the things we sing about in the song?</p>
<p>Wednesday</p> <p>Creative and Finding Out Day</p> <p>Having ideas about what we are learning. How to express these ideas</p>	<p>https://classroom.thenational.academy/lessons/to-explain-changes-that-happen-in-spring-6njkec In this lesson you find out about adult animals and their young, the noises some animals make, what happens in the springtime, and listen to a story called What A Mix Up. You could use a real camera, your grown up's camera on their phone, or make a pretend camera and take photos of anything you can see that is a sign of Spring in your garden, maybe the plants are changing.</p> <p>https://classroom.thenational.academy/lessons/to-create-a-spring-collage-ctgkee In this lesson you find out how to look for and gather things you could use to make a Spring collage. If you can't go for a walk to look for these things, use things from your garden, but you must ask your grown-ups first for permission.</p> <p>I'd love to see what you've made on Dojo, please send me some photos.</p>
<p>Thursday</p> <p>Movement Day</p> <p>Practising large scale movements eg swing arms, jumping, running.</p>	<p><u>Large scale/ gross motor skills</u></p> <p>Listen to this beautiful piece of music. It's by a composer called Vivaldi. You will hear lots of instruments that use strings called violins. How can you move to this music? Can you make slow and fast movements to match what you hear?</p> <p>https://www.youtube.com/watch?v=l-dYNttdgIO</p>

<p>Fine motor skills eg using a pencil, scissors.</p>	<p style="text-align: center;">Fine motor skills</p> <p>Collect some pompoms or small balls of scrunched paper, a cup and a clothes peg. Hold the clothes peg in your 3 pincer grip fingers, carefully pick up the paper balls or pompoms and fill your cup.</p> <div style="text-align: center;">  </div>
<p style="text-align: center;">Friday</p> <p style="text-align: center;">Maths Day</p> <p>Developing counting and number skills. Recognising and using numbers. Looking at shape and measurement.</p>	<p>This week I`d like you to try 2 different matching activities. Watch this lesson to find out how to match 2 of the same thing together, we call this a pair when things are `identical`. Hunt around your house for 2 things that look the same, maybe 2 shoes, 2 forks, 2 cushions.</p> <p>https://classroom.thenational.academy/lessons/matching-pairs-of-identical-objects-61jk6d?activity=video&step=1</p> <p>Now try this lesson, it`s a little bit like the first one but now asks you to find 2 items that are `related` to each other such as a sock and a shoe, a pen and a piece of paper. This is a bit trickier so your grown up might need to help you. Talk about why the things are related.</p> <p>https://classroom.thenational.academy/lessons/matching-pairs-of-related-objects-c8v68t</p>