




<p>April WEEK 2 Home Learning</p>	<p>As the weather warms and our days are longer, it's an ideal time to teach children about seasons, what they are, how they change and what we can see around us to tell us the seasons are altering.</p>
<p>Monday</p> <p>Phonics day</p> <p>Learning letters and their sounds</p> <p>How to teach these sounds in reading and writing</p> <p>m a s d t</p> <p>n i</p>	<p>Use these letters we have already focused on. If your child would like to learn more, by all means show them, especially if they are letters in their name.</p> <ul style="list-style-type: none"> • Use a paintbrush and paint, write the letters in lots of different colours • Go outside and write the letters you know on the path or your house wall. Always ask your grown up first! You can use chalk for this, or sometimes pressing quite hard with a small stone will leave a mark.  <ul style="list-style-type: none"> • After you have chalked your letters, fill a squeeze bottle with water, something like an empty washing up bottle would be ideal. Ask your grown up to say a letter and you squirt water at it, if you have a water pistol, use it!
<p>Tuesday</p> <p>Story Day</p> <p>Tuning in and listening carefully to stories.</p> <p>Asking and answering questions. Enjoying sharing books and looking at print and pictures</p>	<ul style="list-style-type: none"> • Here is a book, but not a story called <i>How Do We Know It's Spring?</i> You will already have lots of ideas to answer this question before you see the book, talk about your ideas. https://www.youtube.com/watch?v=s_fIEWViJyE • Here's a lovely story to listen to set to peaceful music called <i>Who's Awake in Springtime</i> by Phillis Gershator and Mim Green https://www.youtube.com/watch?v=Brn_GWUogmc Can you join in with some of the words such as "Not I!". Can you hear any questions?
<p>Wednesday</p> <p>Creative and finding out Day</p>  <p>Having ideas about what we are learning. How to express these ideas</p>	<ul style="list-style-type: none"> • https://www.youtube.com/watch?v=vLAnt9_5Mg You will recognise this piece of music from last week, but have a good look at the film clip too, talk about what you can see. Is there anything you would like to try to do or look for when you have the chance? • Last week we found out a lot about the season of Spring, we know that plants and animals start to grow at this time. Watch this lesson to find out about the different parts of a plant. You have the chance to draw a plant, I'd love to see how you got on, please show me a photo on ClassDojo. https://classroom.thenational.academy/lessons/to-look-closely-at-a-flower-and-identify-different-parts-cmvkgc
<p>Thursday</p> <p>Movement Day</p> <p>Practising large scale movements eg swing arms, jumping, running.</p> <p>Fine motor skills eg using a pencil, scissors.</p>	<p>Large scale/ gross motor skills</p> <p>https://www.youtube.com/watch?v=kMpFDY76OBo</p> <p>Here is Springtime yoga to try! I wonder what shapes your body will make! You will need to use all of your body to do this.</p> <p>Fine motor skills</p> <p>Try this activity this week. Collect lids from different empty bottles, maybe from milk bottles, pop bottles, shampoo bottles and drop them in a bucket or bowl of water. Use a slotted spoon to try and scoop out the bottle tops. Try using a</p>

	<p>smaller spoon as well, is this more difficult? This activity helps your child to practise aiming and co-ordination skills.</p> 
<p>Friday</p> <p>Maths Day</p> <p>Developing counting and number skills. Recognising and using numbers. Looking at shape and measurement.</p>	<ul style="list-style-type: none"> • https://classroom.thenational.academy/lessons/matching-objects-in-to-equal-sets-68rp2t This lesson is all about matching objects into equal sets. You have the chance to set up a teddy bear`s tea party. Watch the clip first with your grown up so you know what sort of things you`ll need to try this. • https://classroom.thenational.academy/lessons/exploring-and-discussing-time-and-the-seasons-6mwp8c In this lesson you will learn about how we measure time. You have been thinking about the season Spring but there are 3 more to learn about. Can you name all the months in the year? How about the days of the week? • https://www.bbc.co.uk/cbeebies/curations/days-of-the-week-songs Try this to listen and join in with the Days Of The Week songs, there`s one for each day!