






Hello!

We have made some changes to the home learning during this lockdown. We are still using the Read Write Inc materials but have added some new activities and tailored the work given to match the groups we work with when everyone is in school. We will let you know which group your child is in on a Class Dojo message.


We will always start our Read Write Inc session learning a new sound or practising one we have looked at before, followed by practising reading words containing the sounds we know. Some of us are also ready to practise spelling some of the words we can read. The aim of the sessions is to be able to recognise letters and read words quickly, so we will revisit letters and words to get super confident.

Red Group		
	Sound	Activities
Monday	e	See Class Dojo for the links to the Read Write Inc activities
Tuesday	l	
Wednesday	h	
Thursday	r	
Friday	j	
Yellow Group		
	Sound	Activities
Monday	l	See Class Dojo for the links to the Read Write Inc activities
Tuesday	c	
Wednesday	k	
Thursday	b	
Friday	f	

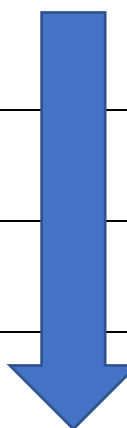
Green Group

	Sound	Activities
Monday	t	See Class Dojo for the links to the Read Write Inc activities
Tuesday	k	
Wednesday	n	
Thursday	l	
Friday	v	

Purple Group

	Sound	Activities
Monday	d	See Class Dojo for the links to the Read Write Inc activities
Tuesday	v	
Wednesday	e	
Thursday	h	
Friday	f	

Orange Group

	Sound	Activities
Monday	f	See Class Dojo for the links to the Read Write Inc activities
Tuesday	j	
Wednesday	v	
Thursday	x	
Friday	nk	



Our story this half term is: **The Three Billy Goats Gruff.**

Activities:

- Listen again to the story of *The Three Billy Goats Gruff* told by Mrs Jaconelli.
- Follow the link for *The Billy Goats Gruff* story activities here:
<https://classroom.thenational.academy/lessons/to-step-the-story-cmrk6c>

<https://classroom.thenational.academy/lessons/to-mime-the-story-of-the-three-billy-goats-gruff-70w62e>

- Watch the video of Mrs Bairstow tell the story using her story map and using actions to help her remember the story.
- Can you make some bridges like the one in our *Billy Goats* story? You can use your toys or other things you can find around the house. Can you make a bridge that is strong enough for one of your toys to stand on?

Here are some examples.



- Practise writing letters using the letter formation rhymes.

<https://home.oxfordowl.co.uk/reading/reading-schemes-oxford-levels/read-write-inc-phonics-guide/>


- Try and write your first name and your surname? Remember to hold your pencil properly.
<https://youtu.be/Eq6ggYR-aeY>

Free e-books


If we were at school children would have one Read Write Inc book per week to read at home. The same applies to the e books.

This week please can:


Red, Yellow & Green groups read Sound Blending 1 book.



Purple group read Ditty Sheet 3 'a man and a dog'



Orange group read Red Ditty book 'Sun hat fun'

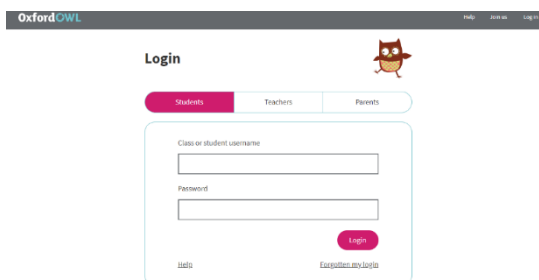
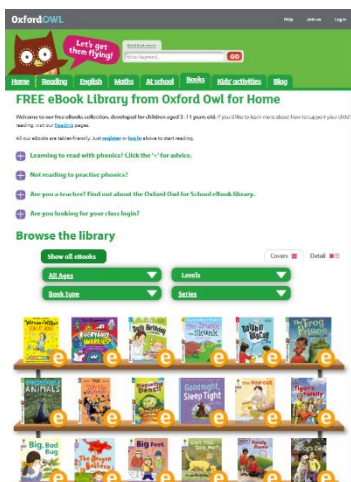


This is how to find them on the Oxford Owl website

Go to <https://www.oxfordowl.co.uk/for-home/find-a-book/library-page/>

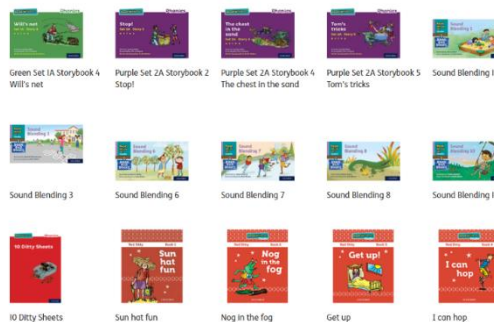
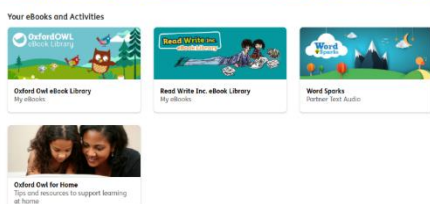
It will look like the picture below

Login using the user name and password as a student



Username: reception 1&2

Password: Barrowcliff



The aim of reading these books is that children are able to read the words without sounding out every word, so lots of practise is key. It is OK to go back and re-read book from an earlier phase e.g. Orange group can read the Ditty Sheets as this builds children's confidence in reading.