






Hello!


We will always start our Read Write Inc session learning a new sound or practising one we have looked at before, followed by practising reading words containing the sounds we know. Some of us are also ready to practise spelling some of the words we can read. The aim of the sessions is to be able to recognise letters and read words quickly, so we will revisit letters and words to get super confident.




NEW THIS WEEK: We have added some videos this week showing how you can practise breaking words up into their sounds and putting them back together to read and spell them. Mrs Jaconelli reminds you to use Fred Talk to help you read new words. You will need some letter cards to do this activity, home-made ones are fine. 😊

Red Group		
	Sound	Activities
Monday	t	See Class Dojo for weblinks to activities and Mrs Jaconelli's Sound Blending Phonics lesson (also on website)
Tuesday	o	
Wednesday	g	
Thursday	e	
Friday	c	
Yellow Group		
	Sound	Activities
Monday	sh	See Class Dojo for weblinks to activities and Mrs Jaconelli's Sound Blending Phonics lesson (also on website)
Tuesday	n	
Wednesday	u	
Thursday	p	
Friday	l	


Green Group




	Sound	Activities
Monday	b	See Class Dojo for weblinks to activities and Mrs Jaconelli's Sound Blending Phonics lesson (also on website)
Tuesday	j	
Wednesday	w	
Thursday	p	
Friday	th	

Purple Group

	Sound	Activities
Monday	th	See Class Dojo for weblinks to activities and Mrs Jaconelli's Sound Blending Phonics lesson (also on website)
Tuesday	ch	
Wednesday	qu	
Thursday	nk	
Friday	ng	

Orange Group

	Sound	Activities
Monday	y	See Class Dojo for weblinks to activities and Mrs Jaconelli's Sound Blending Phonics lesson (also on website)
Tuesday	sh	
Wednesday	d	
Thursday	e	
Friday	r	



Our stories this week are:

Mr Wolf's Pancakes

The Gruffalo

Activities:

- Watch the videos of Mrs Bairstow reading the stories 'Mr Wolf's Pancakes' and 'The Gruffalo'.
 - Who did Mr Wolf visit? Have a go at drawing a map to show Mr Wolf's journey around the village.
 - Paint/draw a picture of your favourite character.
 - How good are you at rhyming? See if you can complete 'The Gruffalo' rhyming activity sheet.
 - Look around your house; can you find some empty boxes and cartons? Have a go at making a model of 'The Gruffalo'.
-
- Practise writing some of the green words that are in the Extra Resources folder on the website or some of the words and sentences from your reading books. Remember to use a finger space between words in a sentence and read back what you have written to your grown up.
 - Practise writing letters using the letter formation rhymes
 - *You do not need to print out the letter formation sheets but can use them as a guide. Some children will be best practising forming larger letters first on blank paper, saying the rhymes as they write.*

<https://home.oxfordowl.co.uk/reading/reading-schemes-oxford-levels/read-write-inc-phonics-guide/>


- Try and write your first name and your surname? Remember to hold your pencil properly.
<https://youtu.be/Eq6ggYR-aeY>

Free e-books

If we were at school children would have one Read Write Inc book per week to read at home. The same applies to the e books.

This week please can:

Red, Yellow & Green groups read Sound Blending 7 book.



Purple group read Ditty Sheet 12 'a bash'



Orange group read Red Ditty book 'I can hop!'

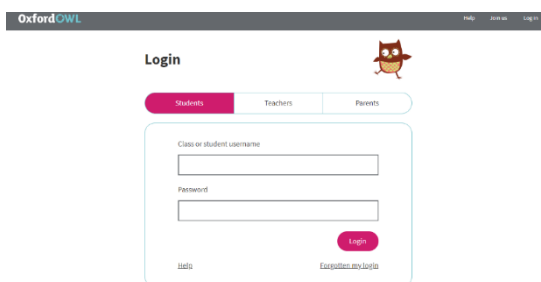
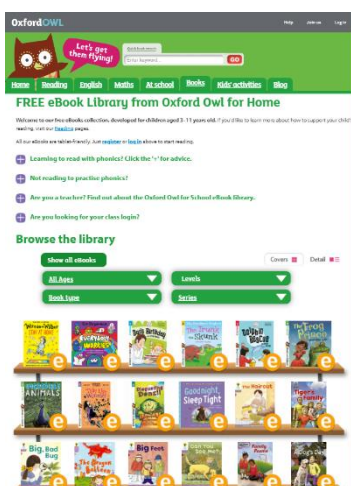


This is how to find them on the Oxford Owl website

Go to <https://www.oxfordowl.co.uk/for-home/find-a-book/library-page/>

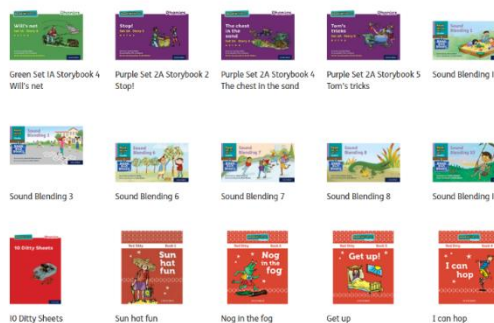
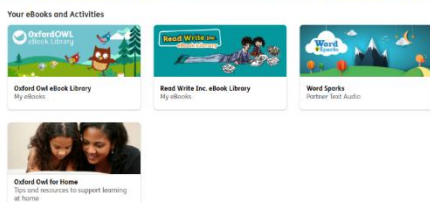
It will look like the picture below

Login using the user name and password as a student



Username: reception 1&2

Password: Barrowcliff



The aim of reading these books is that children are able to read the words without sounding out every word, so lots of practise is key. It is OK to go back and re-read book from an earlier phase e.g. Orange group can read the Ditty Sheets as this builds children's confidence in reading.