



Hello!

This is our story for this month's Remote Learning - The 3 Little Pigs
Please access one lesson a day from Oak National Academy.



Lesson 1 - To listen and join in with the story - <https://classroom.thenational.academy/lessons/to-listen-to-and-join-in-with-a-story-cmw3gt>

Lesson 2 - To map and speak the story - <https://classroom.thenational.academy/lessons/to-map-and-speak-the-story-6mw32c>

Lesson 3 - To step and speak the story - <https://classroom.thenational.academy/lessons/to-step-and-speak-the-story-6mvkat>

Lesson 4 - To mime the moods in the story - <https://classroom.thenational.academy/lessons/to-mime-the-moods-in-the-story-c5jpar>

Lesson 5 - To dance the moods in the story - <https://classroom.thenational.academy/lessons/to-dance-the-moods-in-the-story-69jp8c>

Lesson 6 - To role play feelings with speech - <https://classroom.thenational.academy/lessons/to-role-play-feelings-with-speech-6mv3ac>

Lesson 7 - To write simple sentences with an adjective - <https://classroom.thenational.academy/lessons/to-write-simple-sentences-with-an-adjective-6ct32r>

Lesson 8 - To recycle a story by changing characters - <https://classroom.thenational.academy/lessons/to-recycle-a-story-by-changing-characters-68rkje>

Lesson 9 - To recycle a story by changing characters and materials - <https://classroom.thenational.academy/lessons/to-recycle-a-story-by-changing-characters-and-materials-64wk8d>

Lesson 10 - To create a story with a familiar lesson learnt - <https://classroom.thenational.academy/lessons/to-create-a-story-with-a-familiar-lesson-learnt-65k38c>



- Practise writing some of the green words that are in the Extra Resources folder on the website or some of the words and sentences from your reading books. Remember to use a finger space between words in a sentence and read back what you have written to your grown up.
- Practise writing letters using the letter formation rhymes
 - *You do not need to print out the letter formation sheets but can use them as a guide. Some children will be best practising forming larger letters first on blank paper, saying the rhymes as they write.*

<https://home.oxfordowl.co.uk/reading/reading-schemes-oxford-levels/read-write-inc-phonics-guide/>

- Try and write your first name and your surname? Remember to hold your pencil properly.
<https://youtu.be/Eq6ggYR-aeY>

Free e-books

If we were at school children would have one Read Write Inc book per week to read at home. The same applies to the e books. We know they may have read these before, but it is good to practice them more than once. We are unfortunately not able to send home reading books at this time.

You may have already read the books available on the website during Lockdown, as we are only able to access a select few Read Write Inc books, it is OK to read them again. Re-reading familiar books develops children's reading confidence and will support them in 'catching up'.

Red, Yellow & Green groups read any of the Sound Blending books.



Purple group read any of the Ditty Sheets.



Orange group read any of the Red Ditty Books.

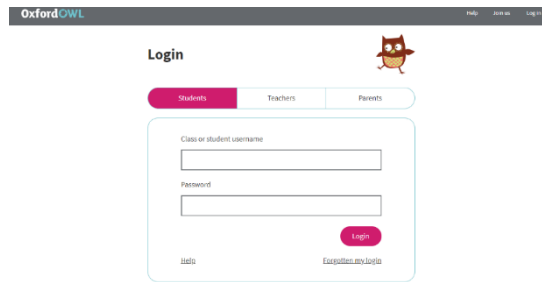
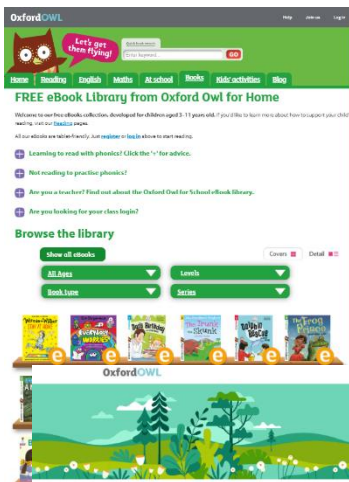


This is how to find them on the Oxford Owl website

Go to <https://www.oxfordowl.co.uk/for-home/find-a-book/library-page/>

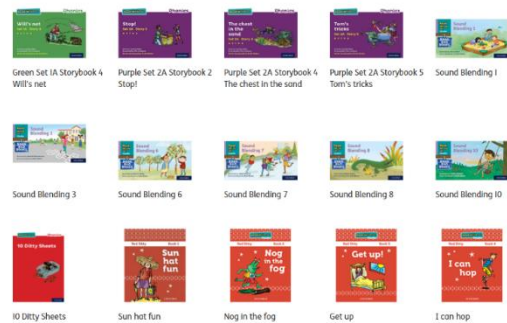
It will look like the picture below

Login using the user name and password as a student



Username: reception 1&2

Password: Barrowcliff



The aim of reading these books is that

children are able to read the words without sounding out every word, so lots of practise is key. It is OK to go back and re-read book from an earlier phase e.g. Orange group can read the Ditty Sheets as this builds children's confidence in reading.

Phonics Games

[Shark Sounds \(ictgames.com\)](http://www.ictgames.com)

<https://www.topmarks.co.uk/phonics/balloon-phonics-cvc-game>

<https://www.phonicsplay.co.uk/resources/phase/2/buried-treasure>

<https://www.phonicsplay.co.uk/resources/phase/2/pick-a-picture>

<https://www.phonicsbloom.com/uk/game/match-cards?phase=2>

Alpha Blocks

You will find lots of episodes of Alpha Blocks using the links below, on either you tube or iplayer. Choose a different episode to watch every day.

https://www.youtube.com/channel/UC_qs3c0ehDvZkbiEbOj6Drg

<https://www.bbc.co.uk/iplayer/episodes/b01cz0p1/alphablocks>