

The background is a light gray gradient with several realistic water droplets of various sizes scattered across it. Some droplets are in the top left, some in the bottom right, and some in the center. There are also faint, concentric ripples in the center of the page, suggesting a stone dropped in water.

THE RIVER

BY VALERIE BLOOM

The River by Valerie Bloom

The River's a wanderer,
A nomad, a tramp,
He doesn't choose one place
To set up his camp.

The River's a winder,
Through valley and hill
He twists and he turns,
He just cannot be still.

The River's a hoarder,
And he buries down deep
Those little treasures
That he wants to keep.



The River's a baby,
He gurgles and hums,
And sounds like he's happily
Sucking his thumbs.

The River's a singer,
As he dances along,
The countryside echoes
The notes of his song.

The River's a monster
Hungry and vexed,
He's gobbled up trees
And he'll swallow you next.



Lesson 1 – highlight the language features

English Worksheet 1 – Find the language features of the poem

The River by Valerie Bloom

The River's a wanderer,
A nomad, a tramp,
He doesn't choose one place
To set up his camp.

The River's a winder,
Through valley and hill
He twists and he turns,
He just cannot be still.

The River's a hoarder,
And he buries down deep
Those little treasures
That he wants to keep.

The River's a baby,
He gurgles and hums
And sounds like he's happily
Sucking his thumbs.

The River's a singer,
As he dances along,
The countryside echoes
The notes of his song.

The River's a monster
Hungry and vexed,
He's gobbled up trees
And he'll swallow you next.

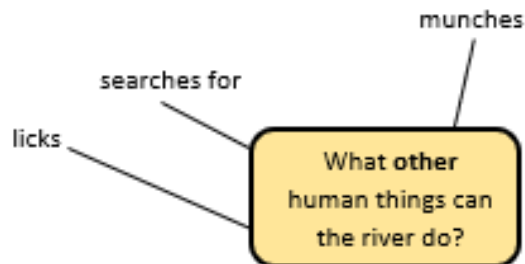
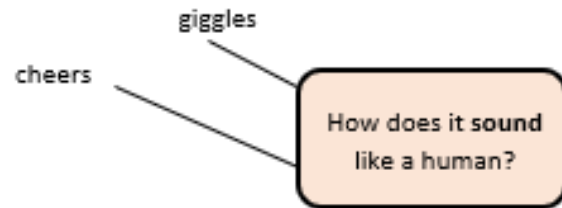
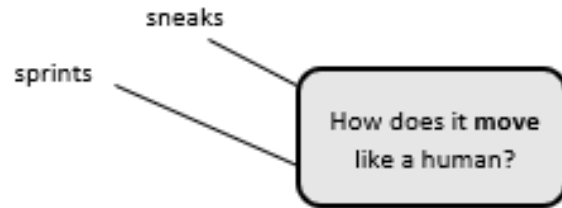
You can use the poem written out on worksheet 1 to colour code, or you can write the features in list form under sub-headings on paper.

In the poem 'The River', can you find...

- The **repeating phrase** in each stanza
- The **rhyming word pairs** in each stanza
- The **pronouns** used instead of repeating the word 'river' (hint: do you think it is a boy or a girl?)
- **Verbs** (doing words) that humans can do. This is called **personification** and we will look at this in more detail tomorrow.

Lesson 2 – Personification

English Worksheet 2 – How can the river be compared to a human using personification?



Complete a mind map of your ideas.

I have given you some examples to start you off.

Remember they must be DOING words (verbs)

Choose verbs in the present tense, like I have done!

Lesson 3 – Rhyming words

English Worksheet 3 – Rhyming word pairs

What can you see in these pictures? How is the river behaving? Think about the river's personality. Think about feelings and colour – anything really! All to inspire your rhyming word pairs.



Use these images as a stimulus to create your rhyming word pairs.

Lesson 4 – Poem plan

The River's a.... (Choose your human, animal or object)	What does he/she/it do? (Choose from your human characteristics – worksheet 2)	Rhyming word pair (For lines 2 and 4) Use your ideas from Worksheet 3
Stanza 1		

For each stanza, you will have to choose something for your river to be. This could be human form, an object or an animal.

your verb choice here will need to make sense with the human object or animal chosen in column 1

You need to do this for each of your stanzas – at least 3! I have filled in one on the next page as an example!

Lesson 4 – Poem plan

The River's a.... (Choose your human, animal or object)	What does he/she/it do? (Choose from your human characteristics – worksheet 2)	Rhyming word pair (For lines 2 and 4) Use your ideas from Worksheet 3
<p data-bbox="122 315 298 382">Stanza 1</p> <p data-bbox="298 419 601 505"><i>snake</i></p>	<p data-bbox="1123 419 1462 505"><i>sneaks</i></p>	<p data-bbox="1819 368 2175 554"><i>silent</i> <i>violent</i></p>

Lesson 5 – Example of how to convert your plan to verse form.

The River's a.... (Choose your human, animal or object)	What does he/she/it do? (Choose from your human characteristics – worksheet 2)	Rhyming word pair (For lines 2 and 4) Use your ideas from Worksheet 3
Stanza 1 <i>snake</i>	<i>sneaks</i>	<i>silent</i> <i>violent</i>

The River's a snake,
She sneaks along silent,
Be sure not to startle,
Her bite can be violent.

Lesson 5 – Example of how to convert your plan to verse form.

The River's a.... (Choose your human, animal or object)	What does he/she/it do? (Choose from your human characteristics – worksheet 2)	Rhyming word pair (For lines 2 and 4) Use your ideas from Worksheet 3
<div data-bbox="122 315 298 382" style="background-color: #fff9c4; border: 1px solid black; padding: 2px;">Stanza 1</div> <p data-bbox="298 425 580 501"><i>train</i></p>	<p data-bbox="1123 419 1498 525"><i>gobbles</i></p>	<p data-bbox="1819 372 2125 562"><i>winds finds</i></p>

The River's a train,
She searches and winds,
And gobbles the path
Of all that she finds.